

**AUDITORS' REPORT ON LIMITED REVIEW**

We have reviewed the accompanying statement of unaudited financial results for the quarter ended 31<sup>st</sup> December, 2013 of Uni Abex Alloy Products Limited, except for the disclosures regarding 'Public Shareholding' and 'Promoter and Promoter Group Shareholding' which have been traced from disclosures made by the management and have not been audited by us. This statement is the responsibility of the Company's management and has been approved by the Board of Directors at their meeting held on 13<sup>th</sup> February, 2014. Our responsibility is to issue a report on these financial statements based on our review.

We conducted our review in accordance with the Standard on Review Engagement (SRE) 2410, 'Review of Interim Financial Information Performed by the Independent Auditor of the Entity' issued by the Institute of Chartered Accountants of India. This standard requires that we plan and perform the review to obtain moderate assurance as to whether the financial statements are free of material misstatements. A review is limited primarily to the inquiries of company personnel and analytical procedures applied to the financial data and thus provide less assurance than an audit. We have not performed an audit and accordingly we do not express an audit opinion.

Based on our review conducted as above, nothing has come to our notice that causes us to believe that the accompanying statement of unaudited financial statement prepared in accordance with applicable Accounting Standards and other recognised accounting practices and policies has not disclosed the information required to be disclosed in terms of clause 41 of the Listing Agreement including the manner in which it is to be disclosed, or that it contains any material misstatement.



Mumbai : 13<sup>th</sup> February, 2014


For Ford, Rhodes, Parks & Co.  
Chartered Accountants  
Firm's Registration No. 102860W



S. B. Prabhu  
Partner  
Membership No. 35296

UNI ABEX ALLOY PRODUCTS LIMITED							
REGISTERED OFFICE: LIBERTY BUILDING, SIR VITHALDAS THACKERSEY MARG MUMBAI-400 020							
UNAUDITED FINANCIAL RESULTS FOR THE QUARTER / NINE MONTH ENDED 31ST DECEMBER, 2013.							
PART I			₹ Lacs				
Sr. No.	PARTICULARS	Quarter Ended			Nine month Ended		Year Ended
		31-Dec-13 (Reviewed)	30-Sep-13 (Reviewed)	31-Dec-12 (Reviewed)	31-Dec-13 (Reviewed)	31-Dec-12 (Reviewed)	31-Mar-13 (Audited)
1	<b>Income From Operations</b>						
	(a) Net Sales / Income from operations (Net of Excise Duty)	1,896.23	2,087.33	1,511.18	5,371.37	4,758.39	6,710.58
	(b) Other Operating Income	120.74	61.52	57.03	240.55	82.94	226.40
	<b>Total Income from operations (net)</b>	<b>2,016.97</b>	<b>2,148.85</b>	<b>1,568.21</b>	<b>5,611.92</b>	<b>4,841.33</b>	<b>6,936.98</b>
2	<b>Expenses</b>						
	(a) Cost of Materials consumed	686.99	716.48	612.41	2,076.75	2,046.34	2,772.04
	(b) Changes in inventories of finished goods, work-in progress	31.63	(96.50)	55.04	(111.74)	92.56	375.37
	(c) Employee Benefits expense	225.73	242.72	186.53	667.72	596.80	825.28
	(d) Depreciation and Amortisation expense	106.88	29.67	33.85	165.60	98.47	128.08
	(e) Other Expense	630.04	632.66	511.90	1,737.95	1,407.14	1,881.72
	<b>Total expenses</b>	<b>1,681.27</b>	<b>1,525.03</b>	<b>1,399.73</b>	<b>4,636.28</b>	<b>4,241.31</b>	<b>5,982.49</b>
3	<b>Profit from Operations before other income, finance costs and Exceptional Items (1-2)</b>	<b>335.70</b>	<b>623.82</b>	<b>168.48</b>	<b>1,075.64</b>	<b>600.02</b>	<b>954.49</b>
4	Other Income	98.58	91.82	87.17	283.23	174.31	227.06
5	<b>Profit from ordinary activities before finance costs and exceptional Items (3+4)</b>	<b>434.28</b>	<b>715.64</b>	<b>255.65</b>	<b>1,358.87</b>	<b>774.33</b>	<b>1,181.55</b>
6	Financial Costs	95.54	39.03	34.01	175.64	73.77	117.98
7	<b>Profit from ordinary activities after finance costs but before exceptional Items (5-6)</b>	<b>338.74</b>	<b>676.61</b>	<b>221.64</b>	<b>1,183.23</b>	<b>700.56</b>	<b>1,063.57</b>
8	Exceptional Items	-	-	-	-	-	-
9	<b>Profit from ordinary activities before tax (7-8)</b>	<b>338.74</b>	<b>676.61</b>	<b>221.64</b>	<b>1,183.23</b>	<b>700.56</b>	<b>1,063.57</b>
10	Tax expense	141.57	212.22	74.12	404.54	230.21	352.60
11	<b>Net Profit from Ordinary Activities after tax (9-10)</b>	<b>197.17</b>	<b>464.39</b>	<b>147.52</b>	<b>778.69</b>	<b>470.35</b>	<b>710.97</b>
12	Extraordinary item (net of tax expense ₹....)	-	-	-	-	-	-
13	<b>Net Profit for the period</b>	<b>197.17</b>	<b>464.39</b>	<b>147.52</b>	<b>778.69</b>	<b>470.35</b>	<b>710.97</b>
14	Paid-up Equity Share Capital (19,75,000 equity shares of ₹.10/- each)	197.50	197.50	197.50	197.50	197.50	197.50
15	Reserves excluding revaluation reserves as per Balance Sheet at year end	-	-	-	-	-	4,636.62
16	<b>Earning Per Share -</b>						
	a) Basic & Diluted EPS before Extraordinary items for the period	9.98	23.51	7.47	39.43	23.82	36.00
	b) Basic & Diluted EPS after Extraordinary items for the period	9.98	23.51	7.47	39.43	23.82	36.00

Jey

047



PART II						
A PARTICULARS OF SHAREHOLDING						
1 Public Shareholding:						
- Number of Shares	722,673	722,673	722,673	722,673	722,673	722,673
- Percentage of shareholding	36.59%	36.59%	36.59%	36.59%	36.59%	36.59%
2 Promoters and promoter group Shareholding						
a) Pledged / Encumbered						
- Number of shares	NIL	NIL	NIL	NIL	NIL	NIL
- Percentage of shares (as a % of the total shareholding of promoter and promoter group)	NIL	NIL	NIL	NIL	NIL	NIL
- Percentage of shares (as a % of the total share capital of the company)	NIL	NIL	NIL	NIL	NIL	NIL
b) Non-encumbered						
- Number of shares	1,252,327	1,252,327	1,252,327	1,252,327	1,252,327	1,252,327
- Percentage of shares (as a % of the total shareholding of promoter and promoter group)	100%	100%	100%	100%	100%	100%
- Percentage of shares (as a % of the total share capital of the company)	63.41%	63.41%	63.41%	63.41%	63.41%	63.41%
B INVESTOR COMPLAINTS						
Particulars						
Three months ended 31-December-2013						
Pending at the beginning of the quarter	NIL					
Received during the quarter	NIL					
Disposed of during the quarter	NIL					
Remaining unresolved at the end of the quarter	NIL					
Note:						
(1) The above results have been reviewed by the Audit Committee and approved by the Board of Directors at its Meeting held on February 13, 2014. The same were also subjected to Limited Review by the Statutory Auditors in terms of Clause 41 of the Listing Agreement.						
(2) As the dominant source and nature of risks and returns associated with the products manufactured by the company are not significantly different, both productwise and geographically, the company has a single business segment. Consequently information as required under Accounting Standard No. 17 on 'Segment Reporting' has not been given.						
(3) Finance Cost for the quarter is net of ₹ 25.74 lacs (previous quarter ₹ 70.94 Lacs) being interest cost capitalised in respect of Dharwad project.						
(4) Figures of the previous period have been regrouped / recasted wherever necessary.						
per our Report on Limited Review of even date Attached						
For Ford , Rhodes, Parks & Co. Chartered Accountants Firm's Registration No. 102860W			For on behalf of board of Directors			
						
Shrikant Prabhu Partner Membership No. 35296 Mumbai: February 13, 2014			F. D. Neterwala Chairman			

Jap

